



Remote Home Learning 23.11.20




Help to chop the vegetables for tea




Water play in the bath – pouring & measuring



Make music with saucepans & pots




Sort different types of money coins



Make your own matching lotto game



Look for minibeasts



Use a brush & water to paint outdoors



Make dino bones

Please can you send a couple of photographs to parents1041@welearn365.com showing your child enjoying their favourite challenges.

Blended Learning 2 –Dino Bones



Dino Bones!

What you will need:
2 cups flour
1 cup salt
1 cup water

What to do?

Look at the toy dinosaurs you have at home or look at books on dinosaurs.

In a bowl you put the 3 ingredients, then you use your hands to mix them together, make different shapes of bones, teeth, jaws etc. Put them on a tray using some baking paper. Use a bit of food colouring to give bones their real colour and bake them at 325 degrees for around 30 minutes.

Hide them in the garden or in some flour for extra fun!

Please can you send a couple of photographs to parents1041@welearn365.com showing your child making their Dino Bones.